



# Fire protection at home

## Reduce common fire hazards


It is often the everyday things that cause fires in the home. Here are some ways to reduce common fire hazards at home:



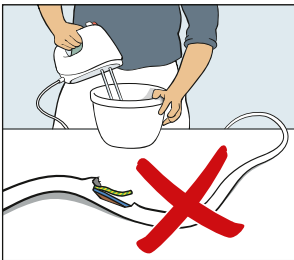
Do not place anything that can catch fire near or on the stove. When you are cooking, do not leave the kitchen with the stove turned on. Install a stove guard.




Ash and residues from a fireplace or a grill should be stored in a metal container with a lid. Do not throw hot ash directly into the garbage bag.



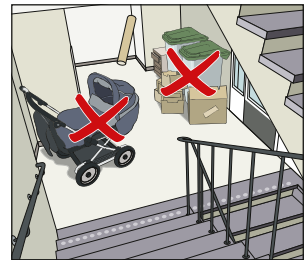
Put out candles when you leave the room. Never leave candles unattended. Do not place candles close to things that can burn.



Do not use equipment with broken plugs or damaged wires.



Never place clothing or any other items on or near electric radiators or heating devices as this may cause a fire.



Stairwells should be free from things that can burn, for example newspapers, cardboard boxes, bicycles and prams. Keep doors to the basement and attic locked.

- Never smoke in bed or somewhere else where you risk falling asleep. Wet the contents of the ashtray before emptying.
- Make sure children cannot get hold of matches or lighters.



Aktiv mot **BRAND**

The campaign "Aktiv mot brand" (Active against fire) is a collaboration between government agencies, insurance companies, housing and fire protection associations and municipal emergency services.

Learn more about how to protect yourself from fire  
[www.DinSakerhet.se/brand](http://www.DinSakerhet.se/brand)

# Protect yourself from fire

## Smoke detectors save lives

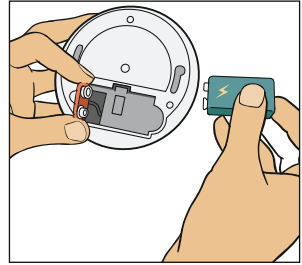
A smoke detector gives a rapid alarm if a fire starts. Then you have time to extinguish the fire or get out if needed. Have at least one smoke detector on each floor.



A smoke detector should be fitted on the ceiling.

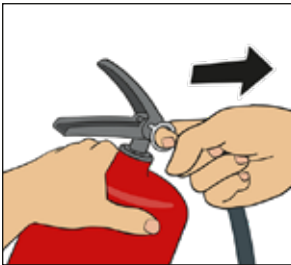


Test your smoke alarm every month by pressing the test button.



Replace the battery if the smoke detector does not work when tested or if it beeps frequently.

## How to use a fire extinguisher



Pull out the pin.



Aim at the base of the fire.



Squeeze the handle.

## Get a fire extinguisher

A fire grows fast. During the early stages of a fire when it is still small, try to extinguish it yourself. It is important to have a fire extinguisher at home. A 6 kg powder extinguisher works best in most situations. It is also useful to have a fire blanket.



# Rescue – Warn – Call 112 – Extinguish

## To act in the right way can be crucial

Rescue - Warn - Call 112 - Extinguish is the normal order of the actions you should take in case of a fire. However, the real situation will determine which order is the best to follow. If there is someone with you, then you can help each other.



Rescue and warn others who may be in danger.



Alert the emergency services - call 112. Tell them what has happened and if anyone is injured, where the help is needed and who you are.



Extinguish the fire if you think you are able to do so safely.

## Extinguish the fire



Fire in a sauce pan or frying pan. Use the lid or a fire blanket to smother the fire. Never use water. Water causes the fire to spread.



Fire in clothing. Try to get the person down on the floor. Smother the fire with a fire blanket or whatever is at hand. Cover from the head towards the feet.



Electrical fire. Unplug before attempting to extinguish. If you have a powder extinguisher you can put the fire out immediately.

# Close the door – smoke kills

## Confine the fire

Closing doors on your way out slows the spread of fire, giving you more time to safely escape. First make sure that everyone has escaped.



If there is a fire and you cannot extinguish it – get out.



Close the door.



Alert the emergency services  
– call 112.

## Never go out into a smoke-filled stairwell

An apartment door normally resists fire for about 30 minutes. Never go out into a smoke-filled stairwell and never use the elevator in a fire.



If there is a fire in another part of the building and there is smoke in the stairwell  
– stay in your apartment.



Keep the door closed.  
Alert the emergency services  
– call 112.



The rescue services will help you out if needed.



Aktiv mot **BRAND**